



FALL 2008 NEWSLETTER

THE BEAD STORE IS BACK!!

You've probably already heard, but in case you haven't...Peter and Kathy have decided to retire after 14 years. Well, Peter has, though we hope to see him in the new store. Kathy would like to stay involved and we're heading off on this new adventure together. Kathy will be around the shop teaching and showing us the ropes, plus we'll head to Tucson together in 2009 to find treasures for you all. Until then, we're all anxiously awaiting the opening of our new location. We'll also look into planning some special events and we have some surprises up our sleeves to fuel your creativity.

Construction is underway at 121A Avenue NE in Bellevue! Our move date is still up in the air while we wait for remodeling to progress and inspectors to give their approval, but you can look forward to our tentative move date near the end of September. We look forward to more spacious accommodations to continue bringing you high quality materials, a broad variety of classes, knowledgeable and friendly staff, and most of all, that creative inspiration. Keep up with the latest construction and move updates at our websites:

<http://www.beadsandbeyond-wa.com> or <http://quiltworksnw.com>

In the meantime, please visit us at our current location in Bellevue at 145 106th Avenue NE.
We look forward to inspiring you!



SPECIAL EVENTS TO ATTEND!

- PEG GYLDENEGE VINTAGE TREASURES & PMC TRUNK SHOW – Saturday, November 8
- CHERYL SWEENEY LAMPWORK BEADS TRUNK SHOW – Perfect for gifts or in jewelry! Saturday, November 29
- EVELYN ARVEY TRUNK SHOW – Saturday, December 6 – Unique ceramic beads!

11 NEW CLASSES!!

Every session we try to bring you new and innovative classes. Due to the move we have a shorter session this fall. But we couldn't let time pass without bringing you some of the new and exciting classes our instructors have been working on. We have also included in this list several classes that are now being offered as a three hour class! As you look through the class listings look for the classes indicated as **NEW!**

- ALL WRAPPED UP
- BUTTON RUFFLE BRACELET
- COPPER ETCHING
- CRYSTAL CATERPILLAR
- LEAVES, PODS & TIDEPOLS EMBELLISHED
- NETTED NECKLACE
- PMC - AUTUMN PODS
- STACKED & CAGED
- VIKING KNIT BEZELS
- WIRE SHAPES
- WRAPPED WIRE RINGS

FUN PROJECTS FOR THE HOLIDAYS!

As we write this newsletter it is already feeling like fall. And once fall arrives we begin to think about the holidays! We have many classes that really lend themselves to holiday gifts and decorations. These are just a few suggestions to consider.

ALL WRAPPED UP – This three hour earring class will have you making great earrings for gifts and to compliment your holiday attire!

BEAD STRINGING WITH SOFT FLEX WIRE – The perfect class for making necklaces and bracelets! It is quick, fun and easy!

CHAIN AND BEAD – A great class for beginners and more experienced wire workers. These bracelets and necklaces make great gifts!

FELTED BEADS – So many possibilities plus it is fun to do! Make jewelry or embellish household items and packages!

MARTINI PICKS & BOOKMARKS – Need a simple but fun hostess gift? Or that perfect something for a teacher or fellow reader? You will love making things in this class!

PEARL KNOTTED NECKLACE – Make a new necklace or learn how to repair pearls that you have. This is perfect before the holidays!

SILVER WAVES – A simple and fabulous design. You will complete this necklace in class!

WRAPPED WIRE RINGS – Come spend a fun evening learning to make rings!



CONGRATULATIONS!

Congratulations to Daeng Weaver, Peg Gyldenege and Maggie Meister, instructors from BEADS & BEYOND!

Daeng is featured for the third time on the cover of the October/November issue of *BEADWORK MAGAZINE*! Daeng's project, "Crystal Brilliance" is exquisite as are all of Daeng's creations. Daeng will also be featured in the January/February issue of *BEADWORK* with a new project "The Button Ruffle Bracelet" – which you can take at the store in October! Look for it in the class schedule!

Maggie Meister is also featured in the October/November issue of *BEADWORK MAGAZINE* as the Master Instructor of the issue. Her article is "Beading Antiquity".

Peg Gyldenege's fifth published article can be found in the current issue of *BEAD UNIQUE MAGAZINE (Issue 18)*. The article "Autumnal Celebration" features both seed beads and PMC!

PERMITS? YES!

Finally our construction permits have been approved and demolition/construction of our new space is underway! Yeah! In addition to the wonderful classrooms, the new shop will have double the space for merchandise! If you don't know yet, our soon-to-be new location is just one block east of the QuiltWorks NW store and about 4 blocks east of the old BEADS & BEYOND location. If all goes smoothly we'll be moving the very end of September/beginning of October. We'll be sending out email to our subscribers and post more info to our two websites when we know the details. If you aren't a subscriber yet, be sure to click on the link and sign up to receive email from us. It's the best way to be in the know!

www.quiltworksnw.com
www.beadsandbeyond-wa.com



QUILTWORKS NORTHWEST AND BEADS & BEYOND.... A MATCH MADE IN HEAVEN!

Stacie Baumeister has brought BEADS & BEYOND into the QuiltWorks fold and both staff groups are excited to be uniting to bring you the best in creative materials, ideas and classes. The QuiltWorks NW tag line "Where Materials Meet Inspiration" is more true than ever now! BEADS & BEYOND has already closed and everything is waiting for the new location....as we all are, right? Kathy Dannerbeck has agreed to stay on as a guiding force as we move into this wonderful new adventure!

The QuiltWorks NW staff is looking forward to meeting all the "beaders" and the BEADS & BEYOND staff is looking forward to seeing all of their beading friends again soon!

QuiltWorks Northwest

Where Materials Meet Inspiration

Bring this coupon in to
the new location in October 2008

For 15% off!!

Does not include sale items and may not be combined with other offers.


UPCOMING EVENTS

PEG GYLDENEUGE PRESENTS A VINTAGE TREASURES & PMC TRUNK SHOW!

Peg Gyldeneuge will be bringing embellishment wonders! Her vintage treasures include over 100 different colors of sequins, nailheads, Rose-montees, teeny-tiny seed beads in sizes 15 – 21, vintage boutons (cabochon-like buttons with no shanks), Swarovski rivolis and margaritas in 95 different styles and colors and other assorted foo-foo wonders! Peg has great things for your embellishing desires!

Peg will also be bringing all of her PMC tools and supplies. This is a great time to add to your stash. Be sure to set aside this date on your calendar!

SATURDAY, NOVEMBER 8



CHERYL SWEENEY TRUNK SHOW

Cheryl Sweeney's lampwork-bead trunk shows are always fantastic! Cheryl makes a wide variety of beads in all sorts of shapes and colors of glass. Trust us....her beads are fabulous and she has great prices! And Cheryl is always dreaming up new things like her glass martini olives, matched sets for earrings, fruits, veggies, fish and florals! Come peruse her beautiful beads - you might just find that perfect bead for your holiday gifts!


SATURDAY, NOVEMBER 29

EVELYN ARVEY CERAMIC BEAD TRUNK SHOW

This will be the fifth show that Evelyn has done for BEADS & BEYOND. Evelyn has lived in Seattle her entire life and has been selling her work for eight years at fine craft shows and galleries.

Evelyn makes fabulous ceramic beads and unique one-of-a-kind metal and bead jewelry. If you are looking for a holiday gift for that special person or friend in your life, this trunk show is a great place to start your shopping!

SATURDAY, DECEMBER 6



ABSOLUTELY BEADS 2009

BEADS & BEYOND sponsored nine juried shows highlighting West Coast artists from Arizona, Alaska, California, Idaho, Montana, Oregon, Nevada, Utah, Washington and Western Canada. QuiltWorks Northwest looks forward to continuing the tradition!

Now is the time to start thinking about....or better yet....working on your entry for next year's show! Submitted items must be original (not a project from a class) and must have been completed within the last three years. There will be junior and adult categories. Entries must include beads and embellishments. The deadline for entries will be in September 2009 and the show will be held in December 2009.

We will be bringing you more information in the January newsletter and when plans are finalized it will be on the websites! www.quiltworksnw.com and www.beadsandbeyond-wa.com

CLASS RECOMMENDATIONS

We are often asked to make class recommendation. We have listed our classes in groupings that may help you decide which classes to consider. Classes that require prior knowledge of techniques have been marked with **

ALL BEADERS - No prior beading knowledge is required! These classes are great if you are a beginner or if you have worked with beads before and you are looking for something new!


- ~ BEAD STRINGING WITH FLEX WIRE
 - ~ CHAIN & BEAD
 - ~ CHENILLE BRACELETS
 - ~ COPPER ETCHING
 - ~ EARRINGS - BASIC
 - ~ FELTED BEADS
 - ~ FUSING
 - ~ LEAFY LARIAT
 - ~ MAILE LEAF BRACELET
- ~ MARTINI PICKS & BOOKMARKS
 - ~ MESSAGE ON A PEBBLE
- ~ MULTISTRAND NECKLACES
 - ~ NDEBELE BASICS
- ~ NDEBELE FLAT BRACELETS
 - ~ NETTED NECKLACE
- ~ PEARL KNOTTED NECKLACE
 - ~ PEYOTE BRACELETS
- ~ PEYOTE MINI TUBE BRACELET
- ~ PRECIOUS METAL CLAY - TEXTURE & FORM
 - ~ PRECIOUS PEARL NECKLACE
 - ~ RESIN - INTRO!
 - ~ SILVER WAVES
- ~ TWIRLY SWIRLY SQUARE STITCH
 - ~ VIKING KNIT
 - ~ WIRE BENDING BASICS

SEED BEAD TECHNIQUES & OFF LOOM WEAVING CLASSES

- ~ BUTTON RUFFLE BRACELET **
- ~ CHENILLE BRACELETS **
 - ~ LEAFY LARIAT
- ~ MAILE LEAF BRACELET
 - ~ NDEBELE BASICS
- ~ NDEBELE FLAT BRACELETS
 - ~ NETTED NECKLACE
 - ~ PEYOTE BRACELETS
- ~ PEYOTE MINI TUBE BRACELET
- ~ TWIRLY SWIRLY SQUARE STITCH

WIRE/METAL WORKING CLASSES

- ~ ALL THE RIGHT CONNECTIONS **
 - ~ ALL WARPPED UP**
- ~ CHAIN & BEAD NECKLACE
 - ~ COPPER ETCHING
- ~ CRYSTAL CATERPILLAR **
 - ~ EARRINGS - BASIC
- ~ FREEFORM WIRE EARRINGS **
 - ~ FUSING
- ~ FUSING – RING & THINGS **
 - ~ LET'S CAGE IT! **
- ~ MARTINI PICKS & BOOKMARKS
 - ~ PMC – AUTUMN PODS **
 - ~ PMC - TEXTURE & FORM
 - ~ RIVETS! **
 - ~ SILVER WAVES **
 - ~ STACKED & CAGED
 - ~ VIKING KNIT
 - ~ VIKING KNIT BEZELS **
 - ~ WIRE BENDING BASICS
 - ~ WIRE SHAPES **
- ~ WRAPPED WIRE RINGS**



FALL 2008 CLASS DESCRIPTIONS

REGISTRATION FOR FALL CLASSES WILL BE ACCEPTED
STARTING TUESDAY, SEPTEMBER 30

NEW CANCELLATION POLICY!! ALL CLASSES MUST BE PAID FOR AT TIME OF REGISTRATION - REGISTRATION, CANCELLATION & CLASS ETIQUETTE: If Quiltworks Northwest must cancel a class due to insufficient enrollment we will notify you 5 days prior to the beginning of class and refund your tuition. If you need to cancel a class please do so at least 10 days before the class to receive a Quiltworks Northwest gift certificate or credit toward a future class minus a \$5.00 registration fee. No refund will be given if you cancel less than 10 days ahead.

With the exception of classes geared especially toward teaching children, no children or guests are allowed in classes. In consideration of the instructor and other students in the classroom, please silence your cell phone during class and leave the room if you must take a call. CLASS FEES MUST BE PAID WHEN YOU REGISTER! Telephone reservations are accepted with a VISA, MASTERCARD, DISCOVER OR AMERICAN EXPRESS CARD.

ALL THE RIGHT CONNECTIONS - \$45. Instructor: Janice Berkebile. Expand your working skills and learn techniques to make cool clasps, earwires and connector pieces for your own unique jewelry! **PREREQUISITE: BASIC WIRE WORKING SKILLS REQUIRED.**
DECEMBER 3 10:00 am - 4:00 pm WEDNESDAY

NEW!

ALL WRAPPED UP - \$30. Instructor: Tricia Brink. Take a special glass or semi-precious bead and wrap it with wire for a new look! Beads dressed by this technique, based on the God's eye, make great earrings or pendants and can even be used as bracelet and necklace components. **PREREQUISITE: BASIC WIRE WORKING SKILLS REQUIRED.**
NOVEMBER 6 6:00 pm - 9:00 pm THURSDAY EVENING

BEAD STRINGING WITH SOFT FLEX WIRE - \$30. Instructor: Kate Matar. Soft Flex wire is strong, durable, and easy to use. Bring your beads, learn the basics of Soft Flex wire and string a necklace! This is a **good beginning class** for making new necklaces and repairing old necklaces. Children ages 10 + are welcome if accompanied by an adult.
NOVEMBER 5 10:00 am - 2:00 pm WEDNESDAY
DECEMBER 7 10:00 am - 2:00 pm SUNDAY

NEW!

BUTTON RUFFLE BRACELET - \$45. Instructor: Daeng Weaver. This is Daeng's newest creation! It will be published in *BEADWORK MAGAZINE* in the December/January issue. Get it here first plus Daeng will be bringing you her fabulous color combinations. This new bracelet will receive raves during the holidays! **PREREQUISITE: MUST KNOW PEYOTE, NDEBELE AND BRICK STITCH.**
OCTOBER 7 10:00 am - 4:00 pm TUESDAY

CHAIN AND BEAD - \$45. Instructor: Tracy Stanley. Create a fabulous bracelet and earring combo using a variety of wire wrapping techniques. This is a great class for both beginning and experienced wire workers. Using a combination of chain, pearls, stones, glass beads, and crystals you can leave class wearing a piece to be proud of!
OCTOBER 22 10:00 am - 3:30 pm WEDNESDAY

CHENILLE BRACELETS - \$45. Instructor: Ellen Perrin. Ellen is a long-time customer and an excellent beader! When we saw her stunning unique bracelet design we knew we needed it for a class! You will embellish a two drop peyote band to create this very tactile textured bracelet that resembles chenille. The possibilities are endless! **PREREQUISITE: KNOWLEDGE OF PEYOTE STITCH IS HELPFUL.**
OCTOBER 13 10:00 am - 4:00 pm MONDAY

NEW!

COPPER ETCHING - \$50. Instructor: Janice Berkebile. Learn to etch your own designs into copper and brass. Investigate various resists using ferric chloride for fabulous textured metal!! Your end result...fabulous etched components to use in your jewelry! A one-day class for all levels
NOVEMBER 1 10:00 am - 4:00 pm SATURDAY

NEW!

CRYSTAL CATERPILLAR! - \$45. Instructor: Bonnie Kwok. This bracelet is spectacular!! Start with a base of medium cable chain and create your own unique shimmering crystal caterpillar bracelet! This bracelet is a sure knock-out for any occasion – especially for the holidays! The possibilities are endless! Make the caterpillar any length you want – it is perfect for a bracelet or make it shorter and use it as the focal piece in a necklace! **PREREQUISITE: BASIC WIRE WORKING SKILLS REQUIRED.** It is recommended that you make your ball headpins with 26 gauge fine silver wire prior to class!
OCTOBER 29 10:00 am - 4:00 pm WEDNESDAY

EARRINGS - BASIC - \$45. Instructor: Kate Matar. Learn the basics of wire working and get new ideas for earrings! You will learn many techniques and take home a finished piece. Basic tools are required and are available for use in class. A good beginning class.
OCTOBER 26 10:00 am - 4:00 pm SUNDAY
DECEMBER 4 10:00 am - 4:00 pm FRIDAY

FELTED BEADS - \$45. Instructor: Tricia Brink. This class is just fun, fun, fun! If you like beads and textile arts – this is the class for you! Learn to make felted beads and ways to embellish them and then the rest is up to you! Combine them with other beads to make jewelry, use them to accent a knitted piece, or combine them with other felted pieces. Come spend a relaxing fun day!
NOVEMBER 18 10:00 am - 4:00 pm TUESDAY

FREEFORM WIRE EARRINGS - \$45. Instructor: Renee Corry. Add a new dimension to your earring repertoire! With just basic tools and wire you can make a host of beautiful shapes. Add some beads and voila! You have something new crafted by you!
PREREQUISITE: BASIC WIRE WORKING SKILLS REQUIRED.
OCTOBER 24 10:00 am - 4:00 pm FRIDAY

FUSING - \$50. Instructor: Janice Berkebile. Looking for a new skill? Fusing is great to combine with your wire work! Using fine silver wire, learn the age-old technique of fusing to create links of various sizes. Make a finished piece by adding texture and chaining them together to make bracelets and necklaces!
OCTOBER 19 10:00 am - 4:00 pm SUNDAY

FUSING – RINGS AND THINGS - \$50. Instructor: Janice Berkebile. Come play with fused links to create a set of stacked rings, bangles and the gyroscope pendant! Techniques covered in class will include sizing, texturing, assembly and how to draw a bead. **PREREQUISITE: MUST HAVE FUSING EXPERIENCE.**
OCTOBER 20 10:00 am - 4:00 pm MONDAY
NOVEMBER 16 10:00 am - 4:00 pm SUNDAY

LEAFY LARIAT- \$45. Instructor: Betsy Perdue. Learn to make a peyote stitch leaf that can transform a simple Ndebele tube into a unique lariat! This stylish and attractive necklace will compliment your wardrobe and is comfortable to wear! The versatile shape can also be used to dress up a flat or tubular bracelet or use just the leaves to create a bracelet, necklace or a great pair of earrings.
OCTOBER 25 10:00 am - 4:00 pm SATURDAY

NEW!

LEAVES, PODS & TIDEPOLS EMBELLISHED! - \$45. Instructor: Tracy Stanley. Create a combination of leaves, pods and tide pools using metal texturing, shaping, riveting and wire wrapping techniques. Finish up by embellishing your one-of-a-kind pieces with crystals, pearls, shells and gemstones. **PREREQUISITE: PRIOR WIRE WORK EXPERIENCE REQUIRED.**
OCTOBER 21 10:00 am - 3:30 pm TUESDAY
DECEMBER 10 10:00 am - 3:30 pm WEDNESDAY

LET'S CAGE IT! - \$45. Instructor: Tracy Stanley. Explore different ways of creating a cage that will hold beads with holes and pieces that don't have holes. Use these fun pieces to create a unique necklace or bracelet! Bring your beads, wire and tools. **PREREQUISITE: PRIOR WIRE WORK EXPERIENCE REQUIRED.**
OCTOBER 15 10:00 am - 3:30 pm WEDNESDAY

MAILE LEAF BRACELET- \$45. Instructor: Nancy Strahle. This is Nancy's newest class. Shaping square stitch increases and decreases creates a leaf shape! Layering and joining the individual seed bead leaves makes a beautiful bracelet in a classic understated style! You can use the leaves in other projects too...let your imagination go wild! Previous experience with square stitch is helpful but not necessary.
OCTOBER 28 10:00 am - 3:30 pm TUESDAY

MARTINI PICKS & BOOKMARKS - \$30. Instructor: Renee Corry. Fun gifts to make for the holidays! Whether you want to add a little glamour to your cocktail parties or give a beautiful gift to an avid reader – this is a fun and easy class. Make an infinite variety of shapes and add beads and charms as desired. Bring your tools – some tools are available for use in the store.
DECEMBER 2 6:00 pm – 9:00 pm TUESDAY EVENING

MESSAGE ON A PEBBLE! - \$45. Instructor: Tracy Stanley. Turn that basic stone off the beach into a fun necklace with your own message on the back! Learn to solder around a rock to create a bezel and then stamp on metal to add your personal message. Adding pearls and stones to your creation will make a fabulous one-of-a-kind necklace. This technique works on shells and beach glass too!
DECEMBER 11 10:00 am - 3:30 pm THURSDAY

MULTISTRAND NECKLACES - EVERYTHING BUT THE KITCHEN SINK! - \$45. Instructor: Tracy Stanley. Have you seen Tracy's beautiful multistrand necklaces? Tracy's necklaces include lots of pearls and semi-precious stones. They are exquisite! Learn multistrand techniques including closures as you combine anything and everything from your bead box! Take it as a beginning beader, or if you want to expand your jewelry wardrobe!
NOVEMBER 13 10:00 am - 3:30 pm THURSDAY

NDEBELE BASICS - \$45. Instructor: Daeng Weaver. Ndebele (also called the herringbone stitch) is a versatile off-loom technique used to create beautiful bracelets and necklaces. Many of you have seen Daeng's bracelets! This is the perfect class to learn Ndebele in the round! You will learn the basics and how to experiment with different sizes of beads.
DECEMBER 8 10:00 am - 4:00 pm MONDAY

NDEBELE FLAT BRACELET- \$45. Instructor: Betsy Perdue. Ndebele is an easy and very versatile bead stitch. Perhaps you have learned it in the round already. Come explore the world of flat Ndebele! You will learn the basic stitch and then work on a beautiful flat bracelet. Try something new! Suitable for all beading levels.
NOVEMBER 9 10:00 am - 4:00 pm SUNDAY

NEW!

NETTED NECKLACE - \$45. Instructor: Ellen Perrin. Ellen wore this beautiful soft-textured necklace when she taught her Chenille Bracelet and the class begged to have her teach it – so here it is! You will combine layers of traditional vertical netted triangles to create this beautiful offset pattern with seed beads. Make this necklace in one color or combine colors to coordinate with your outfit! The possibilities are endless!

NOVEMBER 29

10:00 am - 4:00 pm

SATURDAY

PEARL KNOTTED NECKLACE - \$45. Instructor: Cathie Simpson. Give your necklaces a professional look by knotting between each bead. Learn how to knot your pearls or beads by using a pair of tweezers or a needle - two different methods! It's easy, fun, and fast. Knotting adds beauty to your necklace and prevents delicate beads from rubbing against one another.

OCTOBER 23

10:00 am - 4:00 pm

THURSDAY

PEYOTE BRACELETS - \$45. Instructor: Betsy Perdue. Come learn the basics of flat peyote as you make a flat peyote bracelet. This is a perfect class for beginners wanting to learn an off-loom technique that can be applied to many projects. You will learn odd count, even count, decreasing, and how to make a contoured design.

NOVEMBER 22

10:00 am - 4:00 pm

SATURDAY

PEYOTE MINI TUBE BRACELET - \$45. Instructor: Daeng Weaver. Learn the basics of flat peyote as you make a beautiful single, double or triple strand bracelet utilizing peyote tubes. You will be making the tubular components and then combining them together to make your finished piece! A great class for beginners and those familiar with peyote stitch!

OCTOBER 18

10:00 am - 4:00 pm

SUNDAY

NEW!

PMC – AUTUMN PODS - \$175.00. Instructor: Peg Gyldenege. These pods were inspired by the lovely shapes created in my gardens in early fall. They sparked the creative fire in my soul and out popped the idea with a way to create them! You can create 3 dimensional shapes with the delightful and fascinating PMC Paper! This is crazy stuff – dry like a piece of paper, but it will hold folds and imprints and is pure silver. You will learn a new way to work dry and create beautiful shapes that fire in 10 minutes! The class fee includes all materials and you will take home a finished pair of pods.

DECEMBER 6

10:00 am - 5:00 pm

SATURDAY

PMC - TEXTURE & FORM - \$175.00. Instructor: Peg Gyldenege. Learn texturing and forming techniques in Precious Metal Clay. Come learn the basics while creating a fine silver pendant. After firing, you will take home a piece created by you that is pure silver. You will learn stone setting, texturing, and pre-finishing. After firing we will cover finishing techniques and antiquing. The class fee includes all of your supplies and basic tools.

NOVEMBER 7

10:00 am - 5:00 pm

FRIDAY

PRECIOUS PEARL NECKLACE - \$45. Instructor: Daeng Weaver. Daeng often wears her beautiful seed bead and pearl necklaces. They are elegant and contemporary! You will combine size 14 seed beads with your own selection of pearls to make this beautiful multistrand necklace. Plus, Daeng has made several new versions. One includes a large spectacular shell button!

NOVEMBER 30

10:00 am - 4:00 pm

SUNDAY

RESIN - INTRO! - \$55. Instructor: Peg Gyldenege. There are many great things you can do with resin! Make chunks of resin to use as beads and charms, fill bezel cups and bottle caps to trap pictures and small treasures....the possibilities are endless! This is a great overview class to come and learn the possibilities of what you can do! The class fee includes supplies to experiment with the options.

OCTOBER 27

10:00 am - 4:00 pm

MONDAY

RIVETS! - \$45. Instructor: Tracy Stanley. Rivets allow you to join several pieces of metal or other objects together without glue! You will learn several different ways of riveting in this class. Using our rolling mill you will texture your sheet metal and then create a fun bracelet and earrings using riveting techniques to connect your metal! Bring your beads, sheet metal, wire, and tools. **PREREQUISITE: PRIOR WIRE WORK EXPERIENCE REQUIRED.**

OCTOBER 9

10:00 am - 3:30 pm

THURSDAY

DECEMBER 16

10:00 am - 3:30 pm

TUESDAY

SILVER WAVES - \$45. Instructor: Janice Berkebile. Silver Waves will focus on form and forging using large gauge wire. Get back to the basics with the clean elegant lines in this versatile necklace or bracelet. Also discussed is the form of the human body and how jewelry relates to the body. A fun and class for all levels – and most students complete the project in class!

OCTOBER 31

10:00 am - 4:00 pm

FRIDAY

NEW!

STACKED & CAGED - \$45. Instructor: Janice Berkebile. Stack dome after dome – layering beads for texture and color. When you are done stacking, cage it all with wire! How does your stack up? The possibilities are endless! A technique class for all levels.

DECEMBER 15

10:00 am - 4:00 pm

MONDAY

TWIRLY SWIRLY SQUARE STITCH - \$45. Instructor: Nancy Strahle. With simple increases and a little embellishment, the whirling and twirling effect of this square stitch variation can make a luscious necklace embellished with pearls, or a wonderful tassel, or a bracelet, or, or....!!! In class you will learn to do the twirl and make a tassel. The same techniques can be used to make a necklace.

NOVEMBER 25

10:00 am - 3:30 pm

TUESDAY

VIKING KNIT - \$45. Instructor: Tracy Stanley. Have you seen the great wire necklaces and bracelets we have been wearing? You too can make them! Learn to weave fine gauge wire around a dowel to create a "rope of wire". The woven wire rope is then pulled through a draw plate and voila! It looks fabulous. In class you will weave enough to make a bracelet and discover different ways of finishing. Tools will be required and are available for use in class.

OCTOBER 30

10:00 am - 3:30 pm

THURSDAY

NEW!

VIKING KNIT BEZELS - \$45. Instructor: Janice Berkebile. For all of you Viking Knit fans – something new to take you to the next level! Now that you have mastered Viking Knit in the round – come explore the freeform process! Knit a bezel that envelopes your special beads and learn how to finish off your new creations. The possibilities are endless! **PREREQUISITE: PRIOR WIRE WORK EXPERIENCE REQUIRED.**

NOVEMBER 2

10:00 am - 3:30 pm

SUNDAY

WIRE BENDING BASICS- \$45. Instructor: Tracy Stanley. Begin with an introduction to the tools and learn the basics of making jump rings, a double loop eye wrap, flat coil dangles, and a clasp. Using these skills you will create your own bracelet in class. Finish by learning how to antique and polish your creation! A great class for beginners that also gives you the prerequisites for other wire classes!

NOVEMBER 12

10:00 am - 3:30 pm

WEDNESDAY

NEW!

WIRE SHAPES - \$45. Instructor: Renee Corry. Renee has taught our Free Form Wire earrings class and this is a further exploration of great shapes you can use for earrings, pendants, and charms! Bring your basic tools and expand your repertoire! **PREREQUISITE: BASIC WIRE WORKING SKILLS REQUIRED.**

NOVEMBER 17

10:00 am – 4:00 pm

MONDAY

NEW!

WRAPPED WIRE RINGS - \$45. Instructor: Renee Corry. Can we ever have enough rings? Learn the basics of making wire rings. You will leave class with three different rings, learning techniques to incorporate bears, pearls or ??? Bring your imagination! **PREREQUISITE: BASIC WIRE WORKING SKILLS REQUIRED.**

NOVEMBER 13

6:00 pm – 9:00 pm

THURSDAY EVENING

NEW CANCELLATION POLICY!! ALL CLASSES MUST BE PAID FOR AT TIME OF REGISTRATION - REGISTRATION, CANCELLATION & CLASS ETIQUETTE: If Quiltworks Northwest must cancel a class due to insufficient enrollment we will notify you 5 days prior to the beginning of class and refund your tuition. If you need to cancel a class please do so at least 10 days before the class to receive a Quiltworks Northwest gift certificate or credit toward a future class minus a \$5.00 registration fee. No refund will be given if you cancel less than 10 days ahead.

With the exception of classes geared especially toward teaching children, no children or guests are allowed in classes. In consideration of the instructor and other students in the classroom, please silence your cell phone during class and leave the room if you must take a call. CLASS FEES MUST BE PAID WHEN YOU REGISTER! Telephone reservations are accepted with a VISA, MASTERCARD, DISCOVER OR AMERICAN EXPRESS CARD.

BEADS & BEYOND CLASS REGISTRATION BEGINS TUESDAY, SEPTEMBER 30

Registration for the Beads & Beyond bead and wire classes for Fall will be the same manual registration process as used in the past – come in person or call to register. We will continue to hand out numbers starting at 8:30 am for those of you who prefer to register in person. Then you may leave to shop, have coffee, whatever you would like! We will open the doors for registration and start answering the phones at 10:00 am. We realize that many people have to work and cannot be there in the morning. You may sign up one friend but please bring their registration information with you! (Full name, address and phone numbers!) You may also register over the phone and pay with a credit card.

QuiltWorks Northwest utilizes an on-line registration process and Beads & Beyond classes will also be moving to on-line registration in the future. We thought that it would be easier for all of you to maintain the registration process that you are accustomed to – we look forward to seeing you!~

WE HAVE PLANNED TO HOLD REGISTRATION AT THE NEW LOCATION!!!

There is a slight chance that we won't have final occupancy permits by registration day.

**PLEASE CHECK ON-LINE FOR THE EXACT LOCATION OR CALL QUILTWORKS
NORTHWEST ON THURSDAY, SEPTEMBER 25 OR FRIDAY, SEPTEMBER 26.**

**Class registration begins SEPTEMBER 30
for classes in
OCTOBER, NOVEMBER & DECEMBER**


HOORAY!!!

BEADS & BEYOND REMAINS IN DOWNTOWN BELLEVUE!

Peter and I wish to thank all of our customers for the 14 years of support and friendship! You have all been great – encouraging us not to just retire; suggesting alternatives; locations; and assistance in moving! I am excited about the future possibilities and will continue to have a presence in the new business. I am looking forward to working with my new boss, Stacie, the QuiltWorks NW staff and the BEADS& BEYOND Staff!

The merging of these two exciting innovative sources of artistic expression will bring the best of both worlds to our customers! The new location is above the Rite Aid store – across the street from the current QuiltWorks NW location.

Thank you again for all of your support!
Kathy



QUILTWORKS NORTHWEST will be closed:

THANKSGIVING DAY – NOVEMBER 27, 2008
CHRISTMAS HOLIDAYS – DECEMBER 25, 2008
NEW YEAR'S HOLIDAYS – JANUARY 1, 2009

STORE HOURS

**MONDAY, WEDNESDAY, FRIDAY &
SATURDAY 10 AM ~ 6 PM**
TUESDAY & THURSDAY 10 AM – 9 PM
SUNDAY NOON – 5 PM

QUILTWORKS NORTHWEST

AND

BEADS & BEYOND
121 a 107TH Ave. NE
Bellevue, WA 98004
(425) 452-6005

